



# LANGE LIFT




PRODUCTS THAT LIFT THE WORLD

## MODEL: L-348

3,000 LB. CAPACITY LIFT TABLE - 48" - MANUAL POWERED

### TECHNICAL SPECIFICATIONS

**CAPACITY:** 3,000 LBS.  
**RAISED HEIGHT:** 45"  
**LOWERED HEIGHT:** 27"  
**VERTICAL TRAVEL:** 18"  
**DECK:** 48" SQUARE, 1/4" THICK, FORMED & WELDED STEEL, 360° CONTINUOUS WITH DECK ROTATION LOCK  
**BASE:** 48" SQUARE, FORMED & WELDED STEEL LEGS, 2X CAST IRON SWIVEL CASTERS, 2X CAST IRON RIGID CASTERS, 1X INDUSTRIAL FOOT ACTUATED FLOOR LOCK  
**POWER:** FOOT PUMP  
**CONTROLS:** FOOT PEDALS - LIFT/LOWER  
**PAINT COLOR:** LANGE LIFT SHADOW GRAY



CALL OR EMAIL FOR PRICING AND AVAILABILITY

WE SPECIALIZE IN CUSTOM LIFT SOLUTIONS

N90 W14555 COMMERCE DRIVE  
PO BOX 580 (53052-0580)  
MENOMONEE FALLS, WI 53051  
UNITED STATES OF AMERICA

1 (262) 502-0333  
1 (800) 558-0577  
SALES@LANGELIFT.COM  
WWW.LANGELIFT.COM

