



LANGE LIFT




PRODUCTS THAT LIFT THE WORLD

MODEL: L-324

3,000 LB. CAPACITY LIFT TABLE - 24" - MANUAL POWERED

TECHNICAL SPECIFICATIONS

CAPACITY: 3,000 LBS.
RAISED HEIGHT: 45"
LOWERED HEIGHT: 27"
VERTICAL TRAVEL: 18"
DECK: 24" SQUARE, 1/4" THICK, FORMED & WELDED STEEL, 360° CONTINUOUS WITH DECK ROTATION LOCK
BASE: 24" SQUARE, FORMED & WELDED STEEL LEGS, 2X CAST IRON SWIVEL CASTERS, 2X CAST IRON RIGID CASTERS, 1X INDUSTRIAL FOOT ACTUATED FLOOR LOCK
POWER: FOOT PUMP
CONTROLS: FOOT PEDALS - LIFT/LOWER
PAINT COLOR: LANGE LIFT SHADOW GRAY



CALL OR EMAIL FOR PRICING AND AVAILABILITY

WE SPECIALIZE IN CUSTOM LIFT SOLUTIONS

N90 W14555 COMMERCE DRIVE
PO BOX 580 (53052-0580)
MENOMONEE FALLS, WI 53051
UNITED STATES OF AMERICA

1 (262) 502-0333
1 (800) 558-0577
SALES@LANGELIFT.COM
WWW.LANGELIFT.COM

