



LANGE LIFT

PRODUCTS THAT LIFT THE WORLD

MODEL: L-236-AP

2,000 LB. CAPACITY LIFT TABLE - 36" - AIR POWERED

TECHNICAL SPECIFICATIONS

CAPACITY: 2,000 LBS.

RAISED HEIGHT: 45"

LOWERED HEIGHT: 27"

VERTICAL TRAVEL: 18"




DECK: 36" SQUARE, 1/4" THICK, FORMED & WELDED STEEL, 360° CONTINUOUS WITH DECK ROTATION LOCK

BASE: 36" SQUARE, FORMED & WELDED STEEL LEGS, 2X CAST IRON SWIVEL CASTERS, 2X CAST IRON RIGID CASTERS, 1X INDUSTRIAL FOOT ACTUATED FLOOR LOCK

POWER: AIR MOTOR - 80 PSI @ 50 CFM (RECOMMENDED), AIR REGULATOR, FILTER, AND LUBRICATOR

CONTROLS: AIR VALVE PEDAL - LIFT/LOWER

PAINT COLOR: LANGE LIFT SHADOW GRAY



CALL OR EMAIL FOR PRICING AND AVAILABILITY

WE SPECIALIZE IN CUSTOM LIFT SOLUTIONS

N90 W14555 COMMERCE DRIVE
PO BOX 580 (53052-0580)
MENOMONEE FALLS, WI 53051
UNITED STATES OF AMERICA

1 (262) 502-0333

1 (800) 558-0577

SALES@LANGELIFT.COM

WWW.LANGELIFT.COM

